


# FAWCETT LAKE RESORT



## Available Lots


2025

Lot Number	Size	Legal Unit	Annual Lot Fee
1	1227 sqm (13200 sqft.) A large neighborhood corner unobstructed lakeview lot with a large grass area and a large treed area	1	\$5,300.00
2	1130 sqm (12200 sqft.) A large neighborhood unobstructed lakeview lot with a large grass area and some trees	2	\$5,100.00
3	968 sqm (10400 sqft.) A large neighborhood corner unobstructed lakeview lot with a large grass area and some trees	3	\$4,500.00
4	1096 sqm (11800 sqft.) A large neighborhood lakeview lot with a large grass area and some trees	4	\$4,300.00
5	1075 sqm (11600 sqft.) A large neighborhood lakeview lot with a large grass area and some trees	5	\$3,600.00
6	917 sqm (9900 sqft.) A large neighborhood lakeview lot with a large grass area and some trees	6	\$3,300.00
7	943 sqm (10200 sqft.) A large neighborhood lakeview lot with a large grass area and some trees	7	\$3,100.00
8	1344 sqm (14500 sqft.) A large neighborhood pie shaped lakeview lot with a large grass area and some trees	8	\$4,000.00
9	1185 sqm (12800 sqft.) A large neighborhood pie shaped lakeview lot with a large grass area, right next to a heavily treed area	9	\$3,700.00
10	761 sqm (8200 sqft.) A large neighborhood lakeview lot with a large grass area, right next to a heavily treed area	10	\$2,900.00
11	825 sqm (8900 sqft.) A large neighborhood lakeview lot with a large grass area and some trees, right next to a heavily treed area	11	\$3,200.00
12	961 sqm (10300 sqft.) A large neighborhood lakeview lot with a large grass area and some trees, right next to a heavily treed area	12	\$3,500.00
13	985 sqm (10600 sqft.) A large neighborhood lakeview lot with a large grass area and some trees, right next to a heavily treed area	13	\$4,100.00
14	992 sqm (10700 sqft.) A large neighborhood corner unobstructed lakeview lot with a large grass area	14	\$4,600.00
15	1051 sqm (11300 sqft.) A large neighborhood unobstructed lakeview lot with a large grass area	15	\$4,800.00



In addition to the Annual Lot Fee, there are other smaller costs including a Security Deposit and fees for Administration, Taxes and Power Consumption  
 Lot Pictures or the current version of this list can be found at [www.fawcettlakeresort.com/availablelots](http://www.fawcettlakeresort.com/availablelots)

# FAWCETT LAKE RESORT



## Available Lots


2025

Lot Number	Size	Legal Unit	Annual Lot Fee
16	1149 sam (12400 sqft.) A large neighborhood corner unobstructed lakeview lot with a large grass area and a large treed area, right next to a heavily treed area	16	\$5,200.00
17	1250 sam (13500 sqft.) with Lake Frontage of 22.87 m (75 ft.) A large end beachfront lot with a large grass area and a large treed area	17	\$6,900.00
18	905 sam (9700 sqft.) with Lake Frontage of 13.39 m (44 ft.) A beachfront lot with a large grass area and a large treed area	18	\$5,500.00
19	918 sam (9900 sqft.) with Lake Frontage of 13.39 m (44 ft.) A beachfront lot with a large grass area and a large treed area	19	\$5,500.00
20	902 sam (9700 sqft.) with Lake Frontage of 13.39 m (44 ft.) A beachfront lot with a large grass area and a large treed area	20	\$5,500.00
21	856 sam (9200 sqft.) with Lake Frontage of 13.39 m (44 ft.) A beachfront lot with a large grass area and a large treed area	21	\$5,800.00
22	718 sam (7700 sqft.) with Lake Frontage of 12.06 m (40 ft.) A beachfront lot with a large grass area and a large treed area	22	\$4,700.00
23	825 sam (8900 sqft.) with Lake Frontage of 15.57 m (51 ft.) A beachfront lot with a large grass area and a large treed area	23	\$5,500.00
24	658 sam (7100 sqft.) with Lake Frontage of 12.75 m (42 ft.) A beachfront lot with a large grass area and a large treed area	24	\$5,100.00
25	774 sam (8300 sqft.) with Lake Frontage of 19.13 m (63 ft.) A beachfront lot with a large grass area and some trees	25	\$5,800.00
26	832 sam (9000 sqft.) with Lake Frontage of 25.5 m (84 ft.) A beachfront lot with a large grass area and some trees	26	\$6,300.00
27	898 sam (9700 sqft.) with Lake Frontage of 26.57 m (87 ft.) A beachfront lot with a large grass area and a large treed area	27	\$6,300.00
28	1123 sam (12100 sqft.) with Lake Frontage of 29.58 m (97 ft.) A large beachfront lot with a large grass area and a large treed area	28	\$7,200.00
31	914 sam (9800 sqft.) with Lake Frontage of 10.44 m (34 ft.) A beachfront lot with a large grass area and some trees	31	\$5,300.00
32	657 sam (7100 sqft.) with Lake Frontage of 11.66 m (38 ft.) A lakefront lot with a large grass area and some trees, and a shared sand beach	32	\$5,000.00



In addition to the Annual Lot Fee, there are other smaller costs including a Security Deposit and fees for Administration, Taxes and Power Consumption  
 Lot Pictures or the current version of this list can be found at [www.fawcettlakeresort.com/availablelots](http://www.fawcettlakeresort.com/availablelots)

# FAWCETT LAKE RESORT



## Available Lots


2025

Lot Number	Size	Legal Unit	Annual Lot Fee
33	898 sqm (9700 sqft.) with Lake Frontage of 15.15 m (50 ft.) A beachfront lot with a large grass area and some trees	33	\$5,800.00
34	871 sqm (9400 sqft.) with Lake Frontage of 17.24 m (57 ft.) A beachfront lot with a large grass area and some trees	34	\$5,900.00
35	882 sqm (9500 sqft.) with Lake Frontage of 19.31 m (63 ft.) A beachfront lot with a large grass area, a large gravel area and some trees	35	\$6,100.00
36	864 sqm (8000 sqft.) with Lake Frontage of 17.19 m (56 ft.) A beachfront lot with a large grass area and some trees	36	\$5,400.00
37	1035 sqm (12500 sqft.) with Lake Frontage of 29.51 m (97 ft.) A large beachfront lot with a grass area, a large gravel area and some trees	37	\$7,300.00
38	885 sqm (9500 sqft.) with Lake Frontage of 21.6 m (71 ft.) A beachfront lot with a large grass area and some trees	38	\$6,100.00
39	1020 sqm (11000 sqft.) with Lake Frontage of 21.62 m (71 ft.) A large beachfront lot with a large grass area and some trees	39	\$6,400.00
40	767 sqm (8300 sqft.) with Lake Frontage of 15.09 m (50 ft.) A beachfront lot with a large grass area and some trees	40	\$5,300.00
41	802 sqm (8600 sqft.) with Lake Frontage of 15.1 m (50 ft.) A beachfront lot with a large grass area and some trees	41	\$5,400.00
42	1184 sqm (12700 sqft.) with Lake Frontage of 23.34 m (77 ft.) A large beachfront lot with a large grass area and a large treed area	42	\$6,700.00
43	1019 sqm (11000 sqft.) with Lake Frontage of 16.37 m (54 ft.) A large beachfront lot with a large grass area and a large treed area	43	\$5,900.00
44	1477 sqm (15900 sqft.) with Lake Frontage of 26.43 m (87 ft.) A large beachfront lot with a gravel area, a large grass area and some trees	44	\$7,300.00
45	821 sqm (8800 sqft.) with Lake Frontage of 15.35 m (50 ft.) A secluded beachfront lot with a gravel area, a large grass area and a large treed area	45	\$5,400.00
46	1190 sqm (12800 sqft.) with Lake Frontage of 28.9 m (95 ft.) A large secluded lakefront lot with a large grass area and some trees	46	\$7,300.00
49	1454 sqm (15700 sqft.) with Lake Frontage of 19.65 m (64 ft.) A large secluded lakefront lot with a large gravel area, a large grass area, some trees	49	\$7,200.00



In addition to the Annual Lot Fee, there are other smaller costs including a Security Deposit and fees for Administration, Taxes and Power Consumption  
 Lot Pictures or the current version of this list can be found at [www.fawcettlakeresort.com/availablelots](http://www.fawcettlakeresort.com/availablelots)

# FAWCETT LAKE RESORT



## Available Lots


2025

Lot Number	Size	Legal Unit	Annual Lot Fee
50	1895 sam (20400 sqft.) with Lake Frontage of 18.66 m (61 ft.)	50	\$8,300.00
A large secluded lakefront lot that is level with the water, with a large gravel area, a large grass area, a large treed area			
51	1889 sam (20300 sqft.) with Lake Frontage of 17.12 m (56 ft.)	51	\$8,100.00
A large secluded beachfront lot with a large grass area and a large treed area			
52	1882 sam (20300 sqft.) with Lake Frontage of 23.07 m (76 ft.)	52	\$7,900.00
A large secluded beachfront lot with a large grass area and a large treed area			
53	1229 sam (13200 sqft.) with Lake Frontage of 15.3 m (50 ft.)	53	\$6,300.00
A large secluded lakefront lot with a large grass area and a large treed area			
54	1335 sam (14400 sqft.) with Lake Frontage of 17.41 m (57 ft.)	54	\$6,700.00
A large secluded lakefront lot with a large grass area and a large treed area			
55	1091 sam (11700 sqft.) with Lake Frontage of 15.36 m (50 ft.)	55	\$6,200.00
A large secluded elevated lakefront lot with a large open area and a large treed area			
56	1004 sam (10800 sqft.) with Lake Frontage of 15.36 m (50 ft.)	56	\$6,100.00
A large secluded elevated lakefront lot with a large open area and a large treed area			
57	1533 sam (16500 sqft.) with Lake Frontage of 38.49 m (126 ft)	57	\$8,500.00
A large secluded pie shaped elevated lakefront lot with a large open area and a large treed area			
58	1108 sam (11900 sqft.) with Lake Frontage of 29.01 m (95 ft.)	58	\$7,200.00
A large secluded pie shaped elevated lakefront lot with a large gravel area and a large treed area			
59	1003 sam (10800 sqft.) with Lake Frontage of 26.53 m (87 ft.)	59	\$6,600.00
A large secluded pie shaped elevated lakefront lot with a large gravel area and a large treed area, right next to a heavily treed area			
60	1239 sam (13300 sqft.) with Lake Frontage of 15.01 m (49 ft.)	60	\$6,600.00
A large secluded elevated lakefront lot with a large grass area and a large treed area, right next to a heavily treed area			
61	1462 sam (15700 sqft.) with Lake Frontage of 7.2 m (24 ft.)	61	\$6,600.00
A large secluded elevated lake access lot with a large grass area and a large treed area, right next to a heavily treed area			
62	1040 sam (11200 sqft.)	62	\$4,400.00
A large secluded end lot with a large grass area and a large treed area, right next to a heavily treed area			
63	1164 sam (12500 sqft.)	63	\$4,400.00
A large secluded end elevated lot with a large grass area and a large treed area, right next to a heavily treed area			



In addition to the Annual Lot Fee, there are other smaller costs including a Security Deposit and fees for Administration, Taxes and Power Consumption  
 Lot Pictures or the current version of this list can be found at [www.fawcettlakeresort.com/availablelots](http://www.fawcettlakeresort.com/availablelots)

# FAWCETT LAKE RESORT



## Available Lots

2025

Lot Number	Size	Legal Unit	Annual Lot Fee
64	1454 sam (15600 saft.) A large secluded lot with a large open area and a large treed area, right next to a heavily treed area	64	\$4,600.00
65	808 sam (8700 saft.) A secluded lot with a large open grass area and a many trees in the area	65	\$3,600.00
66	1162 sam (12500 saft.) A large secluded lot with a large gravel area and a large treed area, right next to a heavily treed area	66	\$4,400.00
67	1081 sam (11600 saft.) A large secluded lot with a large open area and a large treed area, right next to a heavily treed area	67	\$4,400.00
68	1135 sam (12200 saft.) A large secluded lot with a large gravel area and some trees, right next to a heavily treed area	68	\$4,500.00
69	1478 sam (15900 saft.) A large secluded lot with an open area and a large treed area, right next to a heavily treed area	69	\$5,500.00
70	1278 sam (13800 saft.) A large secluded lot with a large treed area, right next to a heavily treed area	70	\$5,000.00
71	909 sam (9800 saft.) A secluded lot with an large open grass area and a treed area, right next to a heavily treed area	71	\$3,900.00
72	1217 sam (13100 saft.) A large pie shaped lot with a large gravel area and some trees, right next to a heavily treed area	72	\$4,700.00
73	1155 sam (12400 saft.) A large pie shaped lot with a large grass area and some trees, right next to a heavily treed area	73	\$4,500.00
74	909 sam (9800 saft.) A lot with a large grass area, right next to a heavily treed area	74	\$3,900.00
75	850 sam (9100 saft.) A lot with a large grass area and a treed area, right next to a heavily treed area	75	\$3,700.00
76	902 sam (9700 saft.) A lot with a large grass area, right next to a heavily treed area	76	\$3,900.00
77	1469 sam (15800 saft.) A large lot with a large grass area, right next to a heavily treed area	77	\$5,400.00
78	880 sam (9500 saft.) A lot with a large grass area, right next to the Nature Preserve	78	\$3,800.00
79	869 sam (9300 saft.) A lot with a large, fenced grass area and some trees, right next to the Nature Preserve	79	\$3,700.00



In addition to the Annual Lot Fee, there are other smaller costs including a Security Deposit and fees for Administration, Taxes and Power Consumption  
 Lot Pictures or the current version of this list can be found at [www.fawcettlakeresort.com/availablelots](http://www.fawcettlakeresort.com/availablelots)

# FAWCETT LAKE RESORT



## Available Lots

2025

Lot Number	Size	Legal Unit	Annual Lot Fee
80	1234 sam (13300 saft.) A large lakeview lot with a large gravel area and a large grass area, right next to the Nature Preserve	80	\$4,700.00
81	1105 sam (11900 saft.) A large lakeview lot with a large grass area, right next to the Nature Preserve	81	\$4,400.00
82	1031 sam (11100 saft.) A large lakeview lot with a large grass area, a large gravel area and some trees, right next to the Nature Preserve	82	\$4,200.00
83	1213 sam (13100 saft.) A large lakeview lot with a large grass area, right next to the Nature Preserve	83	\$4,700.00
84	536 sam (5800 saft.) A lakeview lot with a large grass area, right next to the Nature Preserve	84	\$3,000.00
85	523 sam (5600 saft.) An end lakeview lot with a large grass area, right next to the Nature Preserve	85	\$3,000.00
86	516 sam (5600 saft.) A large neighborhood corner lakeview lot with a large grass area, right next to the Nature Preserve	86	\$2,800.00
87	465 sam (5000 saft.) A large neighborhood lot with a large grass area, right next to the Nature Preserve	87	\$2,500.00
88	465 sam (5000 saft.) A large neighborhood lot with a large grass area, right next to the Nature Preserve	88	\$2,500.00
89	465 sam (5000 saft.) A large neighborhood lot with a grass area and a gravel area, right next to the Nature Preserve	89	\$2,400.00
90	465 sam (5000 saft.) A large neighborhood lot with a large grass area, right next to the Nature Preserve	90	\$2,300.00
91	465 sam (5000 saft.) A large neighborhood lot with a large grass area, right next to the Nature Preserve	91	\$2,300.00
92	460 sam (5000 saft.) A large neighborhood lot with a large grass area, right next to the Nature Preserve	92	\$2,300.00
93	700 sam (7500 saft.) A large neighborhood pie shaped lot with a large grass area and some trees, right next to the Nature Preserve	93	\$2,600.00
94	541 sam (5800 saft.) A lot with a large grass area and a treed area	94	\$2,300.00



In addition to the Annual Lot Fee, there are other smaller costs including a Security Deposit and fees for Administration, Taxes and Power Consumption  
 Lot Pictures or the current version of this list can be found at [www.fawcettlakeresort.com/availablelots](http://www.fawcettlakeresort.com/availablelots)

# FAWCETT LAKE RESORT



## Available Lots

2025


Lot Number	Size	Legal Unit	Annual Lot Fee
95	625 sqm (6700 sqft.) A lot with a large grass area and a treed area	95	\$2,200.00
96	870 sqm (9400 sqft.) A corner lot with a large grass area and a treed area	96	\$2,300.00
97	465 sqm (5000 sqft.) A large neighborhood lot with a large grass area and some trees in the area	135	\$2,200.00
98	479 sqm (5200 sqft.) A large neighborhood lot with a large grass area and some trees in the area	134	\$2,200.00
99	624 sqm (6700 sqft.) A large neighborhood lot with a large grass area and some trees in the area	133	\$2,400.00
100	680 sqm (7300 sqft.) A large neighborhood lot with a large grass area and some trees in the area	132	\$2,800.00
101	635 sqm (6800 sqft.) A large neighborhood lot with a large grass area and some trees in the area	131	\$2,900.00
102	692 sqm (7400 sqft.) A large neighborhood lot with a large grass area and some trees in the area	130	\$3,200.00
103	647 sqm (7000 sqft.) A large neighborhood lot with a large grass area and some trees in the area	129	\$3,100.00
104	550 sqm (5900 sqft.) A large neighborhood lot with a large grass area and some trees in the area	128	\$2,800.00
105	726 sqm (7800 sqft.) A large neighborhood lot with a large grass area and some trees	127	\$3,300.00
106	619 sqm (6700 sqft.) A large corner neighborhood lot with a large grass area and some trees	126	\$3,200.00
107	619 sqm (6700 sqft.) A large neighborhood lot with a large grass area and some trees in the area	141	\$2,800.00
108	602 sqm (6500 sqft.) A large neighborhood lot with a large grass area and some trees in the area	140	\$2,600.00
109	525 sqm (5700 sqft.) A large neighborhood lot with a large grass area and some trees in the area	139	\$2,300.00
110	465 sqm (5000 sqft.) A large neighborhood lot with a large grass area and some trees in the area	138	\$2,200.00



In addition to the Annual Lot Fee, there are other smaller costs including a Security Deposit and fees for Administration, Taxes and Power Consumption. Lot Pictures or the current version of this list can be found at [www.fawcettlakeresort.com/availablelots](http://www.fawcettlakeresort.com/availablelots)



# FAWCETT LAKE RESORT



## Available Lots

2025


Lot Number	Size	Legal Unit	Annual Lot Fee
111	465 sam (5000 sqft.) A large neighborhood lot with a large grass area and some trees in the area	137	\$2,200.00
112	532 sam (5700 sqft.) A large neighborhood lot with a large grass area and some trees in the area	136	\$2,200.00
129	1020 sam (11000 sqft.) A large secluded lot with a large open area and a large treed area	97	\$2,400.00
130	1314 sam (14100 sqft.) A large secluded lot with a large open area and a large treed area, right next to the Nature Preserve	98	\$3,000.00
131	1136 sam (12200 sqft.) A large secluded lot with a large open area and a large treed area, right next to the Nature Preserve	99	\$2,600.00
132	1083 sam (11700 sqft.) A large secluded lot with a large open area and a large treed area, right next to the Nature Preserve	100	\$2,600.00
133	1223 sam (13200 sqft.) A large secluded end lot with a large open area and a large treed area, right next to the Nature Preserve	101	\$2,600.00
134	1046 sam (11300 sqft.) A large lot with a large open area and a large treed area	102	\$2,500.00
135	1107 sam (11900 sqft.) A large lot with an open area and a large treed area	103	\$2,500.00
136	1019 sam (11000 sqft.) A large lot with an open area and a large treed area	104	\$2,500.00
137	994 sam (10700 sqft.) A large lot with a large open area and a large treed area	105	\$2,400.00
138	1028 sam (11100 sqft.) A large lot with a large open area and a large treed area	106	\$2,500.00
139	995 sam (10700 sqft.) A large lot with a grass area and a large treed area	107	\$2,500.00
140	1025 sam (11000 sqft.) A large lot with a grass area and a large treed area	108	\$2,800.00
141	1021 sam (11000 sqft.) A large lot with a grass area and a large treed area	109	\$2,800.00
142	576 sam (6200 sqft.) A corner lakeview lot with a large grass area and some trees	110	\$2,400.00



In addition to the Annual Lot Fee, there are other smaller costs including a Security Deposit and fees for Administration, Taxes and Power Consumption. Lot Pictures or the current version of this list can be found at [www.fawcettlakeresort.com/availablelots](http://www.fawcettlakeresort.com/availablelots)



# FAWCETT LAKE RESORT



## Available Lots

2025

Lot Number	Size	Legal Unit	Annual Lot Fee
143	579 sqm (6200 sqft.) A pie shaped lakeview lot with a grass area and a treed area	111	\$2,200.00
144	565 sqm (6100 sqft.) A pie shaped lakeview lot with a grass area and a treed area	112	\$2,200.00
145	602 sqm (6500 sqft.) A pie shaped lot with a large grass area and some trees	113	\$2,200.00
146	599 sqm (6500 sqft.) A pie shaped lot with a large grass area and some trees	114	\$2,200.00
147	587 sqm (6300 sqft.) A pie shaped lot with a large grass area and some trees	115	\$2,200.00
148	611 sqm (6600 sqft.) A pie shaped lot with a large open area and some trees	116	\$2,200.00
149	598 sqm (6400 sqft.) A pie shaped lot with a large open area and a treed area	117	\$2,300.00
150	704 sqm (7600 sqft.) A corner lot with a large open area and some trees	118	\$2,200.00
151	731 sqm (7900 sqft.) A lot with a large grass area and a treed area	119	\$2,200.00
152	694 sqm (7500 sqft.) A lot with a large grass area and a treed area	120	\$2,300.00
153	702 sqm (7600 sqft.) A lot with a large grass area and a treed area	121	\$2,500.00
154	754 sqm (8100 sqft.) A lot with a large grass area and a treed area	122	\$2,500.00
155	809 sqm (8700 sqft.) A lot with a large grass area and a treed area	123	\$2,500.00
156	826 sqm (8900 sqft.) A lot with a large grass area and a treed area	124	\$2,800.00
157	778 sqm (8400 sqft.) A lot with a large grass area and some trees	125	\$3,000.00
158	675 sqm (7300 sqft.) A large neighborhood corner lakeview lot with a large grass area and a treed area	142	\$3,100.00



In addition to the Annual Lot Fee, there are other smaller costs including a Security Deposit and fees for Administration, Taxes and Power Consumption  
 Lot Pictures or the current version of this list can be found at [www.fawcettlakeresort.com/availablelots](http://www.fawcettlakeresort.com/availablelots)

# FAWCETT LAKE RESORT



## Available Lots


2025

Lot Number	Size	Legal Unit	Annual Lot Fee
159	628 sqm (6800 sqft.) A large neighborhood lakeview lot with a large grass area and a treed area	143	\$3,100.00
160	579 sqm (6200 sqft.) A large neighborhood lakeview lot with a large grass area and some trees	144	\$2,900.00
161	476 sqm (5100 sqft.) A large neighborhood lakeview lot with a large grass area and a treed area	145	\$2,600.00
162	467 sqm (5000 sqft.) A large neighborhood lakeview lot with a large grass area and some trees	146	\$2,500.00
163	467 sqm (5000 sqft.) A large neighborhood corner lakeview lot with a large grass area and some trees	147	\$2,500.00
164	573 sqm (6200 sqft.) A large neighborhood lot with a grass area and some trees	148	\$2,500.00
165	600 sqm (6500 sqft.) A large neighborhood lot with a grass area and some trees	149	\$2,400.00
166	560 sqm (6000 sqft.) A large neighborhood lot with a grass area and a treed area	150	\$2,300.00
167	666 sqm (7200 sqft.) A large neighborhood lot with a grass area and a treed area	151	\$2,400.00
168	778 sqm (8400 sqft.) A large neighborhood lot with a grass area and a treed area	152	\$2,200.00
169	743 sqm (8000 sqft.) A large neighborhood lot with a grass area and a treed area	153	\$2,200.00
170	493 sqm (5300 sqft.) A large neighborhood lot with a grass area and a treed area	154	\$2,200.00
171	588 sqm (6300 sqft.) A large neighborhood pie shaped lot with a large grass area and some trees	155	\$2,200.00
172	919 sqm (9900 sqft.) A large neighborhood pie shaped lot with a large grass area and some trees	156	\$2,400.00
173	634 sqm (6800 sqft.) A large neighborhood lot with a grass area and some trees	157	\$2,200.00
174	567 sqm (6100 sqft.) A large neighborhood lot with a large gravel area and some trees	158	\$2,300.00



In addition to the Annual Lot Fee, there are other smaller costs including a Security Deposit and fees for Administration, Taxes and Power Consumption  
 Lot Pictures or the current version of this list can be found at [www.fawcettlakeresort.com/availablelots](http://www.fawcettlakeresort.com/availablelots)

# FAWCETT LAKE RESORT



## Available Lots

2025

Lot Number	Size	Legal Unit	Annual Lot Fee
175	510 sqm (5500 sqft.) A large neighborhood lot with a large gravel area and some trees	159	\$2,300.00
176	281 sqm (3000 sqft.) A neighborhood lot with a large gravel area and some trees	160	\$2,200.00
177	513 sqm (5500 sqft.) A large neighborhood lot with a large grass area and some trees	161	\$2,200.00
178	470 sqm (5100 sqft.) A large neighborhood lot with a large grass area and some trees	162	\$2,200.00
179	276 sqm (3000 sqft.) A neighborhood lot with an open area and a treed area	163	\$2,200.00
180	510 sqm (5500 sqft.) A large neighborhood lot with an open area and some trees	164	\$2,200.00
181	538 sqm (5800 sqft.) A large neighborhood lot with a large gravel area and some trees	165	\$2,200.00
182	614 sqm (6600 sqft.) A large neighborhood lot with a large gravel area and some trees	166	\$2,200.00
183	1107 sqm (11900 sqft.) A large neighborhood pie shaped lot with a large grass area and a treed area	167	\$2,500.00
184	1054 sqm (11300 sqft.) A large neighborhood pie shaped lot with a large grass area and a treed area	168	\$2,500.00
185	652 sqm (7000 sqft.) A large neighborhood lot with a large grass area and a treed area	169	\$2,200.00
186	908 sqm (9800 sqft.) A large neighborhood lot with a large open area and a treed area	170	\$2,300.00
187	596 sqm (6400 sqft.) A large neighborhood lot with an open area and a treed area	171	\$2,200.00
188	573 sqm (6200 sqft.) A large neighborhood lot with an open area and a treed area	172	\$2,300.00
189	533 sqm (5700 sqft.) A large neighborhood lot with an open area and a treed area	173	\$2,300.00
190	558 sqm (6000 sqft.) A large neighborhood lot with a large grass area and a treed area	174	\$2,300.00



In addition to the Annual Lot Fee, there are other smaller costs including a Security Deposit and fees for Administration, Taxes and Power Consumption  
 Lot Pictures or the current version of this list can be found at [www.fawcettlakeresort.com/availablelots](http://www.fawcettlakeresort.com/availablelots)

# FAWCETT LAKE RESORT



## Available Lots


2025

Lot Number	Size	Legal Unit	Annual Lot Fee
191	721 sqm (7800 sqft.) A large neighborhood lot with a large grass area and a treed area	175	\$2,500.00
192	526 sqm (5700 sqft.) A large neighborhood lot with a large grass area and a treed area at the back	176	\$2,400.00
193	494 sqm (5300 sqft.) A large neighborhood lot with a large grass area and some trees	177	\$2,400.00
194	493 sqm (5300 sqft.) A large neighborhood end lakeview lot with a large grass area and a treed area	178	\$2,500.00
195	353 sqm (3800 sqft.) A neighborhood end lakeview lot with a grass area and a treed area	194	\$2,600.00
196	360 sqm (3900 sqft.) A neighborhood lakeview lot with a grass area and a treed area	195	\$2,600.00
197	368 sqm (4000 sqft.) A neighborhood lakeview lot with a grass area and a treed area	196	\$2,600.00
198	344 sqm (3700 sqft.) A neighborhood end lakeview lot with a grass area and a treed area	197	\$2,600.00
199	473 sqm (5100 sqft.) A large neighborhood corner lakeview lot with a large grass area and some trees	179	\$2,500.00
200	493 sqm (5300 sqft.) A large neighborhood lot with a large grass area and some trees	180	\$2,400.00
201	358 sqm (3800 sqft.) A neighborhood lot with a grass area and some trees in the area	181	\$2,200.00
202	331 sqm (3600 sqft.) A neighborhood lot with a grass area and some trees in the area	182	\$2,200.00
203	325 sqm (3500 sqft.) A neighborhood lot with a grass area and some trees	183	\$2,200.00
204	364 sqm (3900 sqft.) A neighborhood lot with an open gravel area, a grass area and some trees	184	\$2,200.00
205	345 sqm (3700 sqft.) A neighborhood corner lot with an open area and some trees	185	\$2,200.00
206	246 sqm (2700 sqft.) A neighborhood lot with an open area and some trees	186	\$2,200.00



In addition to the Annual Lot Fee, there are other smaller costs including a Security Deposit and fees for Administration, Taxes and Power Consumption  
 Lot Pictures or the current version of this list can be found at [www.fawcettlakeresort.com/availablelots](http://www.fawcettlakeresort.com/availablelots)

# FAWCETT LAKE RESORT



## Available Lots


2025

Lot Number	Size	Legal Unit	Annual Lot Fee
207	284 sqm (3100 sqft.) A neighborhood corner lot with a grass area and a treed area	187	\$2,200.00
208	378 sqm (4100 sqft.) A neighborhood lot with a grass area and a treed area	188	\$2,200.00
209	318 sqm (3400 sqft.) A neighborhood lot with a grass area and a treed area	189	\$2,200.00
210	333 sqm (3600 sqft.) A neighborhood lot with an open area and a treed area	190	\$2,200.00
211	332 sqm (3600 sqft.) - A neighborhood lot with a gravel area, a grass area, a fenced area and some trees	191	\$2,200.00
212	411 sqm (4400 sqft.) A neighborhood lot with a grass area and some trees	192	\$2,200.00
213	489 sqm (5300 sqft.) A large neighborhood corner lakeview lot with a large grass area and some trees	193	\$2,500.00
214	233 sqm (2500 sqft.) A neighborhood corner lakeview lot with a grass area	198	\$2,200.00
215	233 sqm (2500 sqft.) A neighborhood lot with a grass area	199	\$2,200.00
216	233 sqm (2500 sqft.) A neighborhood lot with a grass area	200	\$2,200.00
217	233 sqm (2500 sqft.) A neighborhood lot with a grass area and some trees	201	\$2,200.00
218	297 sqm (3200 sqft.) A neighborhood lot with a grass area and some trees nearby	202	\$2,200.00
219	307 sqm (3300 sqft.) A neighborhood lot with a grass area and some trees	203	\$2,200.00
220	312 sqm (3400 sqft.) A neighborhood lot with an open gravel area, a grass area and some trees	204	\$2,200.00
221	326 sqm (3500 sqft.) A neighborhood lot with an open area and some trees	205	\$2,200.00
222	331 sqm (3600 sqft.) A neighborhood lot with an open area and some trees	206	\$2,200.00



In addition to the Annual Lot Fee, there are other smaller costs including a Security Deposit and fees for Administration, Taxes and Power Consumption  
 Lot Pictures or the current version of this list can be found at [www.fawcettlakeresort.com/availablelots](http://www.fawcettlakeresort.com/availablelots)

# FAWCETT LAKE RESORT



## Available Lots

2025

Lot Number	Size	Legal Unit	Annual Lot Fee
223	321 sqm (3500 sqft.) A neighborhood corner lot with an open area and some trees	207	\$2,200.00
224	530 sqm (5700 sqft.) A large neighborhood corner lot with a large grass area and some trees	208	\$2,200.00
225	359 sqm (3900 sqft.) A neighborhood lot with an open area and some trees	209	\$2,200.00
226	267 sqm (2900 sqft.) A neighborhood lot with an open area and some trees	210	\$2,200.00
227	263 sqm (2800 sqft.) A neighborhood lot with a grass area, a shrubbery area and some trees	211	\$2,200.00
228	260 sqm (2800 sqft.) A neighborhood lot with a grass area and some trees nearby	212	\$2,200.00
229	260 sqm (2800 sqft.) A neighborhood lot with a grass area	213	\$2,200.00
230	279 sqm (3000 sqft.) A neighborhood corner lakeview lot with an open gravel area, a grass area and some trees	214	\$2,300.00



In addition to the Annual Lot Fee, there are other smaller costs including a Security Deposit and fees for Administration, Taxes and Power Consumption  
 Lot Pictures or the current version of this list can be found at [www.fawcettlakeresort.com/availablelots](http://www.fawcettlakeresort.com/availablelots)